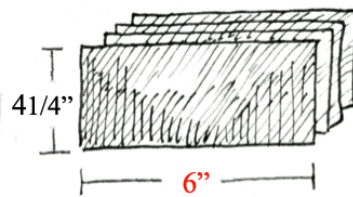


## Quilt Center & First Borders

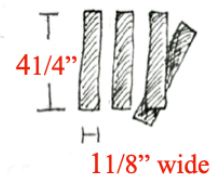
Cut a 17" x 131/2" piece from light purple for your center.  
 Cut a 41/4" strip of medium purple for the side borders and trim off four, 6" pieces and four 11/8" pieces (Figure A.) Cut a 11/8" strip of bright turquoise and cut off six 41/4" pieces.

**Figure A.** From medium purple:

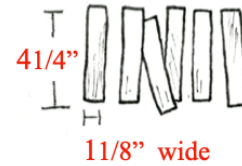
Cut four like this:



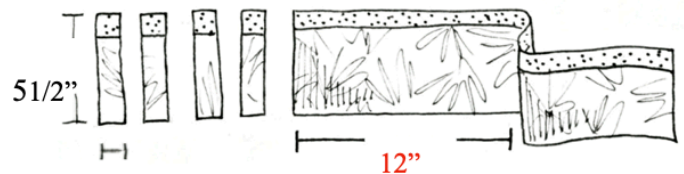
and four like this:



From bright turquoise, cut six like this:



**Figure E.** Seam dark/multi strips to purple/green strips and cut four 11/8" units.



11/8" wide


Then cut off four 12" units.

**Figure F.**

Cut six pieces from remaining medium purple.



Sew to units from Figure E, creating border center units.



Then sew 12" units to either side of them.

